



Khas Learn



About KHAS Learn

KHAS Learn is a learning management system that provides to create and apply activities for educators. Educators can communicate with students, share course materials, create assignments and exams, and manage discussions through blackboard.

The students can reach KHAS Learn and attain out-of-class activities anytime from anywhere with an internet connection. Therefore, the learning process of the students can be improved anytime by a new out-of-class activity created by the instructor.

A learning management system is used to support distance education in many universities, however, KHAS Learn supports the face-to-face courses in our university. By this system, there is a better communication between educators and students, the contents of the courses can be improved, and the courses can be enriched by several out-of-class activities.

Login to KHAS Learn System

- ▶ To login to the system;

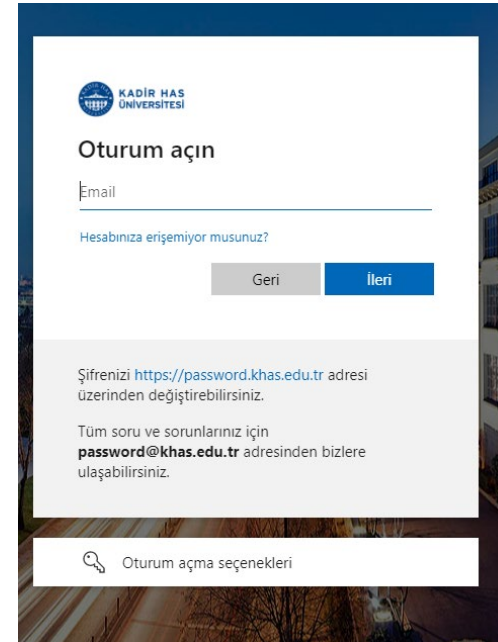
You can type <https://learn.khas.edu.tr> in the address bar of the web browser or on the bottom page of the KHAS website. You can click the KHAS Learn link.

sparks®

KHAS Learn

personel
e-posta

- ▶ Your Username: Office 365 Email Address
- ▶ Your password: Email password



KADIR HAS
ÜNİVERSİTESİ

Oturum açın

Email

Hesabınıza erişemiyor musunuz?

Geri İleri

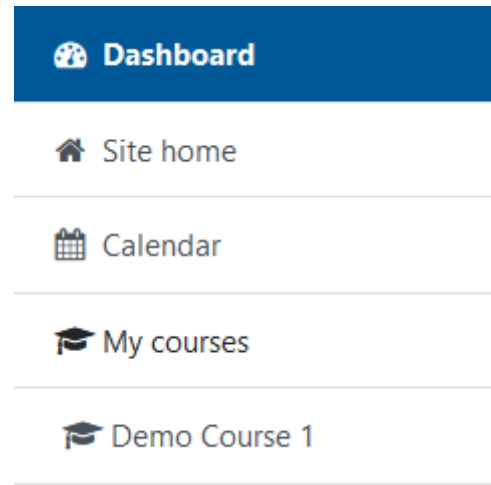
Şifrenizi <https://password.khas.edu.tr> adresi üzerinden değiştirebilirsiniz.

Tüm soru ve sorunlarınız için password@khas.edu.tr adresinden bizlere ulaşabilirsiniz.

Oturum açma seçenekleri

Access to Courses

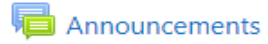
- ▶ When you log in to the system, you will be directed to the main page. On this page, there is a list of the courses you have registered in the Navigation block on the left. Clicking on the course names in the list access course pages.



Activities and Resources at KHAS Learn

► Announcements:

It allows you to communicate with students outside of the classroom. When you send an announcement through the system, the announcement is also automatically sent to the students' e-mail addresses defined in the system.



Announcements

General news and announcements

Add a new topic

Subject

Message

Subject: Hello World

Message: Hello World !!

A rich text editor toolbar with various icons for text formatting, including bold, italic, underline, link, and list.

Attachment

Files

Pinned ?

E-mail this announcement to users

A yellow arrow pointing from the top right towards the 'E-mail this announcement to users' checkbox.


Activities and Resources at KHAS Learn

► Syllabus:

The syllabus you created in the SPARKS system will be automatically added to KHAS Learn. You can see it under 'About the Course' on the main page of the course.

About The Course

 Announcements

 Syllabus (provided by SPARKS)

Restricted Not available unless: Your **Institut**

Online Classroom

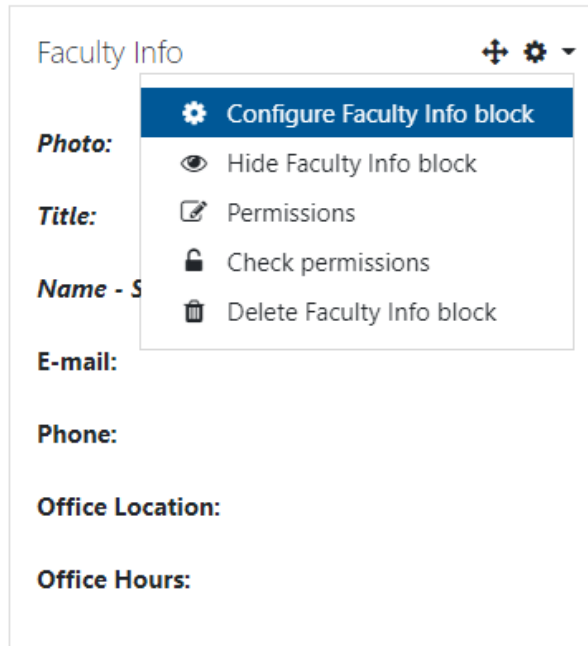
Course Materials

Assignments

Activities and Resources at KHAS Learn

► Faculty Info:

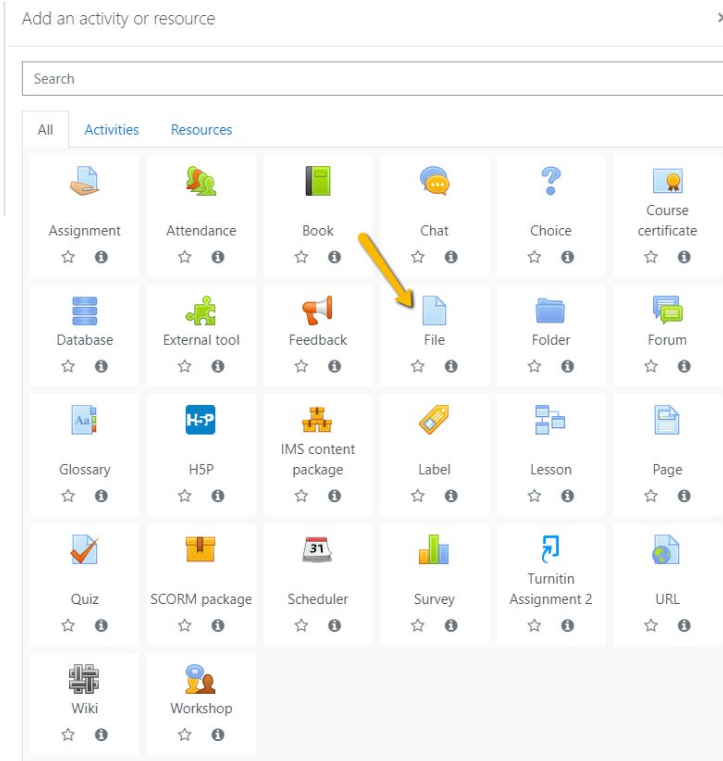

When you enter the course, first click on the 'Turn Editing On' button in the upper right corner. You will see the Faculty Info tool on the right side of the course homepage. Click on the gear sign next to this section and click on the 'Configure Faculty Info Block' link from the menu that opens. You can complete the process by filling in the relevant fields on the page that opens.



Activities and Resources at KHAS Learn

▶ Course Materials:

You can add files in various formats (Word and PDF documents, PowerPoint presentations, images, etc.) to your course as a resource. Click on the 'Add an activity or resource' link under the Topic you want to add. You can add material by clicking the 'File' tool in the menu.



Activities and Resources at KHAS Learn

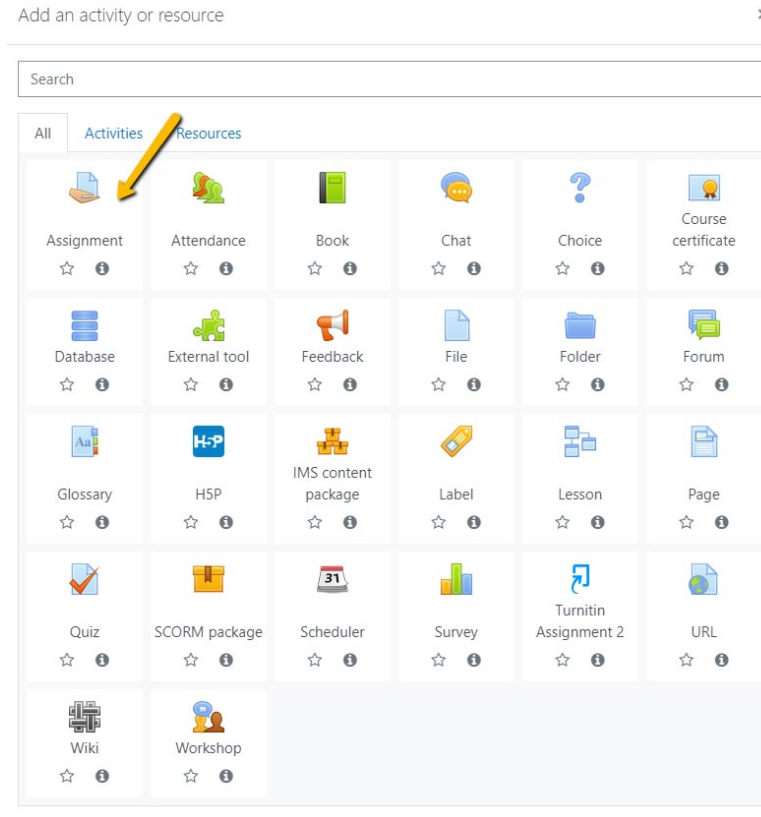

► Assignment:

It is a tool that allows students to upload any file (Word, Excel and PDF documents, pictures, audio and video files, etc.) about the given assignment topic to the system. Click on the 'Add an activity or resource' link under the Topic you want to add. You can add material by clicking the 'Assignment' tool in the menu.

+ Assignments 

Edit ▾



























+ Add an activity or resource



Add an activity or resource

Search

All Activities Resources

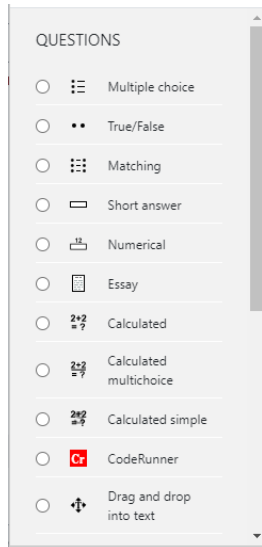
 Assignment ☆ ⓘ	 Attendance ☆ ⓘ	 Book ☆ ⓘ	 Chat ☆ ⓘ	 Choice ☆ ⓘ	 Course certificate ☆ ⓘ
 Database ☆ ⓘ	 External tool ☆ ⓘ	 Feedback ☆ ⓘ	 File ☆ ⓘ	 Folder ☆ ⓘ	 Forum ☆ ⓘ
 Glossary ☆ ⓘ	 HSP ☆ ⓘ	 IMS content package ☆ ⓘ	 Label ☆ ⓘ	 Lesson ☆ ⓘ	 Page ☆ ⓘ
 Quiz ☆ ⓘ	 SCORM package ☆ ⓘ	 Scheduler ☆ ⓘ	 Survey ☆ ⓘ	 Turnitin Assignment 2 ☆ ⓘ	 URL ☆ ⓘ
 Wiki ☆ ⓘ	 Workshop ☆ ⓘ				

Activities and Resources at KHAS Learn

▶ Quiz:

Quiz activity consists of questions in various formats such as matching, short answers, numerical questions and multiple choice. Each answer given by the students is automatically recorded (except for open-ended questions) and the grade they get is transferred to the 'Grades' section. There are 17 types of questions in the system.

Click on the 'Add an activity or resource' link under the Topic you want to add. You can add material by clicking the 'Quiz' tool in the menu.



+ Exams and Quizzes ✎

+ Add an activity or resource

